



"Rapid Ship" Furniture Price List

Outsource Facility Solutions, LLC.
 3568 Peoria Street #606
 Aurora, CO 80010
 (720) 276-8015
 sales@outsourcefs.com

	Description	Part #	Ship (lbs.)	List Price
	Cabinet, base, 47x35x22, 2 drawer / 2 door, shadow	LL4735DD-SSAA	150	\$572
	Cabinet, base, 47x35x22, 2 door, shadow	LL4735DA-SSAA	140	\$539
	Cabinet, base, 35x35x22, 2 drawer / 2 door, shadow	LL3535DD-SSAA	135	\$572
	Cabinet, base, 24x35x22, 4 drawer, shadow	LL2435AE-SSAA	125	\$572
	Cabinet, base, 18x35x22, 1 drawer / 1 door, shadow	LL1835AB-SSAA	85	\$539
	Cabinet, base, 24x29x22, 3 drawer, shadow	LL2429AG-SSAA	90	\$572
	Cabinet, base, 18x29x22, 1 drawer / 1 door, shadow	LL1829AB-SSAA	75	\$517
	Cabinet, base, 35x35x22, 4 drawer, 1 door, shadow	LL3535DG-SSAA	140	\$726
	Cabinet, base, 24x35, 1 door, shadow	LL2435AA-SSAA	100	\$539
	Cabinet, base, 18x35x22, 4 drawer, shadow	LL1835AE-SSAA	120	\$572

	Cabinet, base, 47x35x22, 7 drawer / 1 door, shadow	LL4735DZ-SSAA	225	\$946
	Cabinet, base, 47x35x22, 5 drawer, shadow	LL4735DN-SSAA	225	\$979
	Cabinet, base, 24 in. one-drawer, one-door, shadow	LL2435AB-SSAA	130	\$539
	Cabinet, tall, 47x84x18, 2 door, shadow	LL4784HA-SSAA	295	\$1,287
	Cabinet, wall, 47x36x13, 2 door, shadow	LL4736EM-SSAA	160	\$484
	Cabinet, wall, 35x36x13, 2 door, shadow	LL3536EM-SSAA	135	\$484
	Cabinet, sink base, 58x35x22, 2 door, shadow	LL5835DB-SSAA	140	\$539
	Cabinet, sink base, 47x35x22, 2 door, shadow	LL4735DB-SSAA	125	\$517
	Cabinet, sink base, 35x35x22, 2 door, shadow	LL3535DB-SSAA	100	\$517
	Table, 36x28-42x30/24, adj. leg, shadow, assembly req.	LL3630ALT-S2	60	\$495
	Work surface, 36x30x3/4, chemical resistant phenolic, black	LL3630CRP-B3/4	55	\$231



Table, 48x28-42x30/24, adj. leg, shadow,
assembly req.

LL4830ALT-S2

65

\$506



Work surface, 48x30x3/4, chemical resistant
phenolic, black

LL4830CRP-B3/4

70

\$286



Table, 60x28-42x30/24, adj. leg, shadow,
assembly req.

LL6030ALT-S2

75

\$528



Work surface, 60x30x3/4, chemical resistant
phenolic, black

LL6030CRP-B3/4

85

\$352



Table, 72x28-42x30/24, adj. leg, shadow,
assembly req.

LL7230ALT-S2

85

\$539



Work surface, 72x30x3/4, chemical resistant
phenolic, black

LL7230CRP-B3/4

105

\$418



Caster kit, 4 wheels, 1/2in stem

LLCASTER.X4

10

\$83

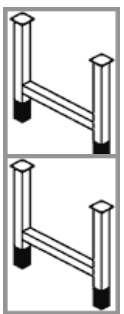


Table leg, dual flanged, 29x22, shadow

LL2922FH-S

28

\$182

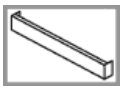
Table leg, dual flanged, 35x22, shadow

LL3522FH-S

30

\$193



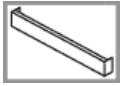


Apron, rail, 30x5, shadow

LL3000AR-S

10

\$83



Apron, rail, 35x5, shadow

LL3500AR-S

10

\$83

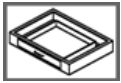


Apron, rail, 47x5, shadow

LL4700AR-S

10

\$83

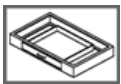


Apron, housing, 30x5x22, 1 drawer, shadow

LL3022AWD-SSA

25

\$231

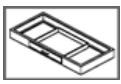


Apron, housing, 35x5x22, 1 drawer, shadow

LL3522AWD-SSA

30

\$248

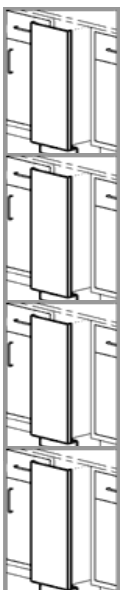


Apron, housing, 47x5x22, 1 drawer, shadow

LL4722AWD-SSA

40

\$270



Filler panel, front, 1x35, shadow

LL0135BF-S

1

\$39

Filler panel, front, 6x35, shadow

LL0635BF-S

1

\$39

Filler panel, front, 12x35, shadow

LL1235BF-S

1

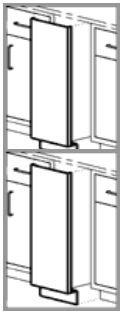
\$77

Filler panel, front, 18x35, shadow

LL1835BF-S

1

\$77



Filler panel, front, trimmable, 6x35, shadow LL0635TBF-S 4 \$94

Filler panel, front, trimmable, 12x35, shadow LL1235TBF-S 8 \$94



Filler panel, end, 7x29, w/cabinet angle, shadow LL0729SF-S 4 \$83



Filler Panel, end, 1x35, w/double cabinet angle, shadow LL0135SF-S 4 \$44



Filler panel, end, 7x35, w/cabinet angle, shadow LL0735SF-S 5 \$83



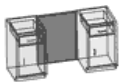
Filler panel, end, 13x35, w/cabinet angle, shadow LL1335SF-S 9 \$105



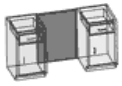
Filler panel, island, 14x35, shadow LL1435CF-S 9 \$94



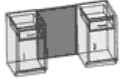
Filler panel, island, 8x35, shadow LL0835CF-S 5 \$94



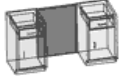
Knee space panel, 30x29, w/ 2 cabinet angles, shadow LL3029KSP-S 15 \$116



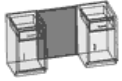
Knee space panel, 35x29, w/ 2 cabinet angles,
shadow LL3529KSP-S 20 \$116



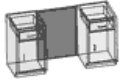
Knee space panel, 47x29, w/ 2 cabinet angles,
shadow LL4729KSP-S 25 \$127



Knee space panel, 30x35, w/2 cabinet angles,
shadow LL3035KSP-S 15 \$116



Knee space panel, 35x35, w/ 2 cabinet angles,
shadow LL3535KSP-S 20 \$116



Knee space panel, 47x35, w/ 2 cabinet angles,
shadow LL4735KSP-S 25 \$127

Filler panel, wall cabinet, 1x36, shadow LL0136WCF-S 1 \$66











Filler panel, wall cabinet, 6x36, shadow LL0636WCF-S 4 \$72

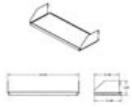
Filler panel, wall cabinet, 12x36, shadow LL1236WCF-S 6 \$83

Filler panel, toe space, 3x4, shadow LL0403TSF-S 1 \$33



Hot/Cold Mixing Faucet, epoxy coated LL21401E-HC 5 \$187

	Fume extractor w/ polypropylene transparent hood	LL6103MFE-PP	40	\$594
	Deck Mounted Hand Held Eyewash	LL7201EW	5	\$281
	Cold Water Faucet, epoxy coated	LL21102E-CW	10	\$143
	Cold Water Faucet w/ Vacuum Breaker, epoxy coated	LL21105EVB-CW	10	\$165
	Hot / Cold Mixing Faucet w/ Vacuum Breaker, epoxy coated	LL21406EVB-HC	10	\$209
	Sink, 17x13x11, black polypropylene	LL1713SINK-B	20	\$154
	Sink, 22x18x12, black polypropylene	LL2218SINK-B	25	\$187
	Sink, 32x18x13, black polypropylene	LL3218SINK-B	30	\$242
	Polypropylene Pegboard, 16x22, w/ 32 multi-length pegs	LL1622PB-PPG	15	\$187
	Polypropylene Pegboard, 22x28, w/ 56 multi-length pegs	LL2228PB-PPG	20	\$209



35x13 Deck-Mounted or Wall-Mounted Shelf, Shadow

LL3512DMS-S

10

\$165

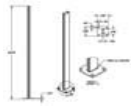


48x13 Deck-Mounted or Wall-Mounted Steel Shelf, Shadow

LL4712DMS-S

10

\$165

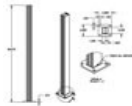


Single Deck-Mounted Steel Upright, 48 in., Shadow

LL48SU-S

10

\$138



Double 48 in. Deck-Mounted Steel Upright, Shadow

LL48DU-S

10

\$248



34 in. Steel Upper Stabilizer for Deck-Mounted Shelving, Shadow

LL34US-S

10

\$44



46 in. Steel Upper Stabilizer for Deck-Mounted Shelving, Shadow

LL46US-S

10

\$44



48 in. Steel Wall Bracket, Shadow

LL48WS-S

5

\$77